


# Architectural Signage - Radius Corners


Anodized Aluminum Holders & Blank Panels



Panel ROP0909  
Holder RHD0909



Panel ROP0518  
Holder RHD0518




Panel ROP0204  
Holder RHD0204



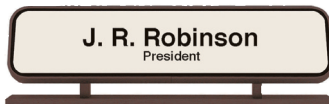
Panel ROP0318  
Holder RHD0318



Panel ROP1313  
Holder RHD1313



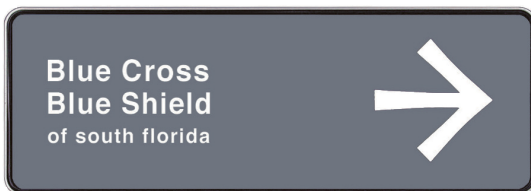
Panel ROP0518  
Holder RHD0518



Panel ROP0229  
Holder RHA0229



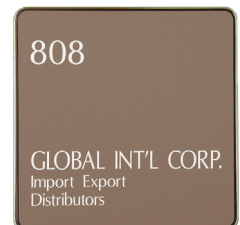
Panel ROP0515  
Holder RHD0515



Panel ROP0515  
Holder RHD0515



Panel ROP0909  
Holder RHD0909



Panel ROP0606  
Holder RHD0606



Panel ROP0315  
Holder RHD0315



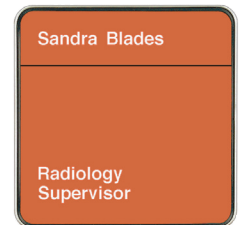
Panel ROP0229  
Holder RHD0229



Panel ROP0229  
Holder RHA0229



Panel ROP0204  
Holder RHD0204



Panel ROP0606  
Holder RHD0606






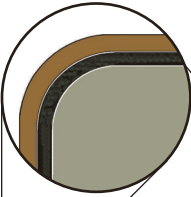



NOTE: Mounting Methods for Panel to Holder & Holder to Door/Wall vary in different applications.  
Mounting supplies Not included in panel/holder prices.

# Architectural Signage - Radius Corner

Anodized Aluminum Holders - Radius Corners With Formed 3/32" Reveal

## Architectural Anodized Aluminum Sign Holders with Radius Corners

Our Architectural Aluminum Holders - available with Radius Corners for contemporary design. Panel Insert Radius is 3/8" with Holder overall depth measuring 1/2" which includes 3/8" anodized aluminum frame and 1/8" masonite hardboard backing. Holders will accept up to 1/8" materials. All stock sizes feature a plastic 3/32" formed black reveal to ensure centering of panel insert in the Holder. To determine the Holder Outside Dimension, add approximately 7/16" (which includes the 3/32" reveal space allowance).

All sizes are inside dimensions (same as insert sizes) (for outside dimensions add 7/16" to above sizes)	PANEL INSERT SIZES 1/8" THICK	PANEL INSERTS  product #	WALL HOLDERS  product #	DESK NAMEPLATE  product #
	2 X 4 2 X 9	ROP 0204 ROP 0229	RHD 0204 RHD 0229	RHA 0229
	3 11/32 X 9 3 11/32 X 15 3 11/32 X 18	ROP 0309 ROP 0315 ROP 0318	RHD 0309 RHD 0315 RHD 0318	 <p>This Series of Aluminum Holders feature a unique 3/32" reveal to insure centering of panel.</p> <p><b>3/32" Reveal</b></p> <p>Holder sizes are inside dimensions (also panel insert size)</p> <p>1/16" Aluminum front display Anodized Aluminum Holder - 1/2" depth 3/32" Black molded reveal to center panel.</p>
	5 1/16 X 13 5 1/16 X 15 5 1/16 X 18	ROP 0513 ROP 0515 ROP 0518	RHD 0513 RHD 0515 RHD 0518	
 <i>NEW SIZE!</i>	8 X 6 8 X 8	ROP 0806 ROP 0808	RHD 0806 RHD 0808	
	4 X 4 6 X 6 9 X 9 13 X 13	ROP 0404 ROP 0606 ROP 0909 ROP 1313	RHD 0404 RHD 0606 RHD 0909 RHD 1313	

**NOTE: CUSTOM SIZES ARE AVAILABLE**

**Aluminum Holder Colors:** Satin Silver • Cal-Dur (Architectural Bronze) • Black • Polished Silver • Polished Gold • Satin Gold

**Panel Insert Colors:** See Color Chart

Please Specify: Quantity, Product # for Holder or Panel Item, Size & Color Selection.

To insure fast service and accuracy when placing orders  
FAX (1-954-772-5567) or mail in our standard Order Form

### HOW TO PLACE AN ORDER



#### Holder & Panel Combination



#### Complete Unit as Featured

Holder + Panel Insert

1. Select sign series - i.e., Classic Line Molded.
  2. Specify quantity
  3. Select holder size(s)
  4. List holder specifications as shown (A) on order form.
  5. List panel specifications as shown (B) on order form.
  6. Order any accessories etc., as needed.
- See order form to complete.

#### Holder (A)



#### Holder (A)

Holder Specifications

1. Specify quantity
2. Select product no .....RHD 0606
3. Select holder color .....Black

#### Panel (B)



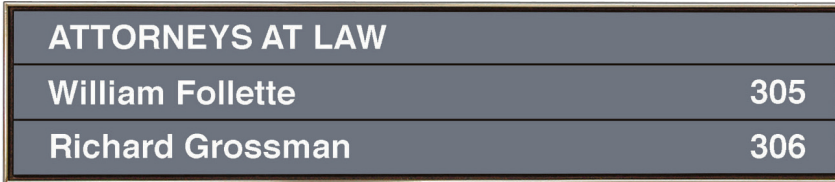
#### Blank Panel Insert (B)

Panel Specifications

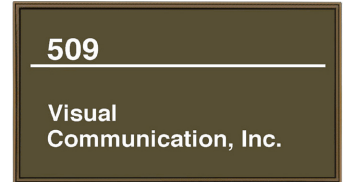
1. Specify quantity
2. Select product no .....ROP 0606
3. Select panel color .....Black
4. Select panel color number .....021-2025

# Architectural Signage - Square Corner

Anodized Aluminum Holders & Blank Panels



Panels (Qty 3) SOP0124 - Multi panel unit Holder (Qty 1) SHD0524



Panel SOP0509 Holder SHD0509



Panel SOP0318 Holder SHD0318



Panel SOP0109 Holder SHD0113 Panel SOP0104



Panel SOP0109 Holder SHD0109



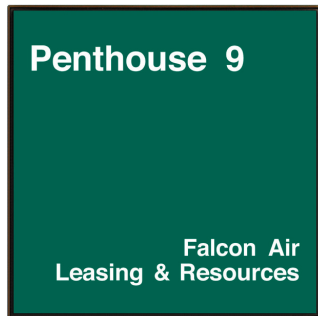
Panel SOP0303  
 Holder SHD0303



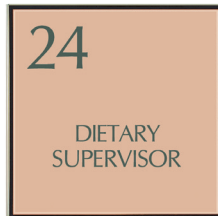
Panel SOP0215 Holder SHD0215



Panel SOP1313 Holder SHD1313



Panel SOP0909 Holder SHD0909



Panel SOP0606  
 Holder SHD0606



Panel SOP0606  
 Holder SHD0606



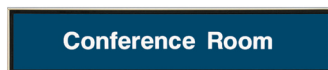
Panel SOP0104  
 Holder SHD0104



Panel SOP0104  
 Holder SHD0104



Panel SOP0505  
 Holder SHD0505



Panel SOP0109  
 Holder SHD0109



Panel SOP0505  
 Holder SHD0505



Panel SOP0515 Holder SHD0515



Panels (Qty 2) SOP0113 Holder (Qty 1) SHC0113B  
 (Double Sided - Counter Unit)



Panel SOP0109 Holder SHB0121



Panel SOP0109 Holder SHA0109



Panel SOP0313 Holder SHB0132



Panel SOP0509  
 Holder SHB0151SO

NOTE: Mounting Methods for Panel to Holder & Holder to Door/Wall vary in different applications.  
 Mounting supplies Not Included in panel/holder prices.

# Architectural Signage - Square Corner

Anodized Aluminum Holders & Blank Panels With Formed 3/32" Reveal

## Architectural Anodized Aluminum Sign Holders with Square Corners

Our Architectural Aluminum Holders - available with Square Corners for contemporary design. Holder overall depth measures 1/2" which includes 3/8" anodized aluminum frame and 1/8" masonite hardboard backing. Holders will accept up to 1/8" material. All stock sizes feature a 3/32" formed black reveal to ensure centering of panel insert in the Holder. To determine the Holder Outside Dimension, add approximately 7/16" (which includes the 3/32" reveal space allowance).

	PANEL INSERT SIZES 1/8" THICK	PANEL INSERTS product #	WALL HOLDERS product #	DESK BAR product #	DESK PEDESTAL/COUNTER UNITS 	
					SINGLE SIDED product #	DOUBLE SIDED product #
	1 5/8 x 4 1 5/8 X 9 1 5/8 X 13 1 5/8 X 15 1 5/8 X 18 1 5/8 X 24	SOP 0104 SOP 0109 SOP 0113 SOP 0115 SOP 0118 SOP 0124	SHD 0104 SHD 0109 SHD 0113 SHD 0115 SHD 0118 SHD 0124	N/A SHB 0121 SHB 0122 N/A	N/A SHA 0109 SHA 0113 N/A	N/A SHC 109B SHC 113B N/A
Note: Double Sided Units require 2 Panel Inserts						
	2 X 8 2 X 10 2 X 12	SOP 0208 SOP 0210 SOP 0212	SHD 0208 SHD 0210 SHD 0212	<div style="border: 2px solid orange; padding: 5px; display: inline-block; transform: rotate(-5deg); font-weight: bold;">24 HOUR Shipment for In Stock Items</div> <p style="margin-left: 10px;">This Series of Aluminum Holders feature a unique 3/32" reveal to insure centering of panel</p> <p style="margin-left: 10px;"><b>3/32" reveal</b></p> <p style="margin-left: 10px;">Holder sizes are inside dimension (Also Panel Insert size)</p> <p style="margin-left: 10px;">Anodized Aluminum Holder Depth is 1/2" (3/8" Aluminum + 1/8" Masonite)</p> <p style="margin-left: 10px;">3/32" Black Molded Reveal to center panel</p> <p style="margin-left: 10px;">1/16" Aluminum Front Display</p>		
	2 1/2 X 9 2 1/2 X 13 2 1/2 X 15	SOP 0209 SOP 0213 SOP 0215	SHD 0209 SHD 0213 SHD 0215			
	3 11/32 X 9 3 11/32 X 13 3 11/32 X 15 3 11/32 X 18 3 11/32 X 24	SOP 0309 SOP 0313 SOP 0315 SOP 0318 SOP 0324	SHD 0309 SHD 0313 SHD 0315 SHD 0318 SHD 0324			
	5 1/16 X 5 1/16 5 1/16 X 9 5 1/16 X 13 5 1/16 X 15 5 1/16 X 18 5 1/16 X 24	SOP 0505 SOP 0509 SOP 0513 SOP 0515 SOP 0518 SOP 0524	SHD 0505 SHD 0509 SHD 0513 SHD 0515 SHD 0518 SHD 0524			
	<b>NEW SIZE!</b> 8 X 6 8 X 8	SOP 0806 SOP 0808	SHD 0806 SHD 0808			
	9 X 9 9 X 13 9 X 15 9 X 18 9 X 24	SOP 0909 SOP 0913 SOP 0915 SOP 0918 SOP 0924	SHD 0909 SHD 0913 SHD 0915 SHD 0918 SHD 0924			
	13 X 18	SOP 1318	SHD 1318			
	3 1/2 X 3 1/2 5 1/16 X 5 1/16 6 X 6 9 X 9 13 X 13 15 X 15	SOP 0303 SOP 0505 SOP 0606 SOP 0909 SOP 1313 SOP 1515	SHD 0303 SHD 0505 SHD 0606 SHD 0909 SHD 1313 SHD 1515			

**NOTE: CUSTOM SIZES ARE ALSO AVAILABLE**

**Aluminum Holder Colors:** Satin Silver • Cal-Dur (Architectural Bronze) • Black • Polished Silver • Polished Gold • Satin Gold

**Panel Insert Colors:** See Color Chart

Please Specify: Quantity, Product # for Holder or Panel Item, Size & Color Selection.

To insure fast service and accuracy when placing orders  
**FAX** (1-954-772-5567) or mail in our standard Order Form.

**24-HOUR Shipment for In-Stock Items**

Wholesale Prices  
 Net To Sign Trade!

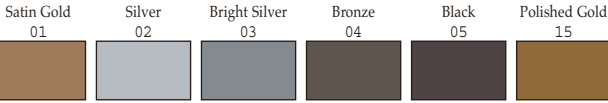


# Architectural Aluminum Frame & Plastic Panel Insert

Color Charts

## H2 Architectural Line Holder Colors

Interior/Exterior Use • Anodized Aluminum • 1/2" Thickness • For Desk Bar 1 1/2" Thickness • Holders will accept up to 1/8" Materials

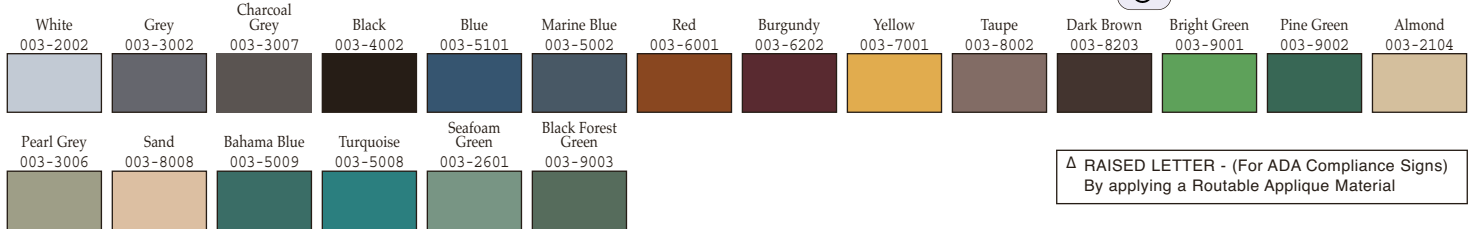


## P 16 Modified Acrylic Solids - Factory Standard (1/8")

Interior/Exterior • Matte Non-Glare Finish • Thickness 1/16" or 1/8" • Excellent for ADA letter / braille applications



Letter Process Options:  
VS - Vinyl Surface  
EBL - Raised Letter Δ



Δ RAISED LETTER - (For ADA Compliance Signs)  
By applying a Routable Applique Material

## P 5 The Acrylics - 1 Ply Solid Panels

Interior/Exterior Use • Solid 1-Ply Acrylic Panel Material • Durable Quality Acrylic • Matte Non-Glare Finish is Factory Standard (Polished available) • 1/8" Thickness



Letter Process Choices:  
VS - Vinyl Surface  
SS - Silkscreen  
EBL - Raised Letter Δ



Δ RAISED LETTER - (For ADA Compliance Signs)  
By applying a Routable Applique Material

## P 8 The Ultra Mattes - 2-Ply Material

Interior/Exterior Use • 2-Ply Low-Glare Matte Finish • 2-Layer Flexible Material • First Surface Color is Panel background color with 2nd-Ply Contrasting core color • 1/16" or 1/8" Thickness

Letter Process Options:  
ES - Engraved Surface  
VS - Vinyl Surface  
SS - Silkscreen



## P 11 The Metals - 2-Ply Material

Interior/Exterior Use • 2-Ply Brushed or Smooth Finish • 2-Layer Flexible Material • First Surface Color is Panel background Color with 2nd-Ply Contrasting core color • Horizontal Grain Factory Standard 1/16" Thickness (1/8" Not Available)

Letter Process Options:  
ES - Engraved Surface  
VS - Vinyl Surface  
SS - Silkscreen



## P 12 The Woods - 2-Ply Material

Interior/Exterior Use • 2-Layer Flexible Material Simulated Woodgrain Finish • First Surface Color is Panel background Color with 2nd-Ply Contrasting core color  
Factory Standard 1/16" Thickness (1/8" Also Available)

## P 12 & P 13

Letter Process Options:  
ES - Engraved Surface  
VS - Vinyl Surface  
SS - Silkscreen

## P 13 The Granites - 2-Ply Material

Interior/Exterior Use • 2-Layer Flexible Material • First Surface Color is Panel background Color with 2nd-Ply Contrasting core color • 1/16" or 1/8" Thickness



**NOTE:** Due to screen and printing limitations, colors shown in this document are representative and may not match exactly with actual colors.

*Classic Architectural Signage*

4481 N.E. 5th Terrace • Fort Lauderdale, FL 33334  
Phone (800) 238-4444 • (954) 772-2442 • Fax (954) 772-5567